

FOILER

SPIRIT

A NEW ERA OF SAILING



BY
ENATA





FOILER

FOILER

THE FLYING YACHT

ENTER THE NEW ERA OF SAILING

The FOILER brings years of engineering and racing experience to the world's first luxury production foiling yacht.

GET READY FOR TAKE OFF



POWER

Raise your standards and sail above the waves at 40 knots in full comfort.

With a novel 740 hp hydrostatic propulsion system, the FOILER continues to revolutionise the way you explore the seas.

The hydro-foiling system, enabling the boat to fly 1.5 metres above the water, provides an unmatched experience, where speed and reactivity are the focal points.




STYLE

Experience a unique sense of tranquillity and comfort at high speed.

Anchored in the water by four powerful foils, the FOILER is both extremely stable and immune to wave interference. Driving the FOILER is surprisingly easy and effortless, and the subtle luxury will make any sailing session a relaxing and memorable experience.





HIGH-LIFE

Voyage into luxury in complete serenity as you experience something new. The FOILER glides above the water, while her retractable foils and futuristic design deliver a unique presence and bold extravagance. FOILER will create a little drama in your life and turn heads...

but who wouldn't want that?





SPECIFICATIONS

The FOILER is a radical evolution from any regular yacht. Its full carbon fibre hull is designed not only for a 007 look but also promises easier take-off, a smooth landing, and comfortable sailing even without using the foils.

Awaken your spirit of adventure with FOILER's new hydrostatic 740 hp propulsion system. Express your personality with the stylish Royale, the family-friendly Azure, the fun-loving Venturi or the adventurous GT - or, create your own style with the FOILER's modular layout.

Whether cruising or flying, the sea is yours.





PASSENGERS

The FOILER is certified for 8 passengers.

SPEED

ARCHIMEDEAN	TAKE-OFF	CRUISING	FOILING
28 knots max. 51 km/h max.	18 knots 33 km/h	18-35 knots 33-65 km/h	40 knots max. 74 km/h max.

RANGE

AT 20 KNOTS	AT 30 KNOTS
190 nautical miles 352 km	150 nautical miles 278 km

CERTIFICATION

The FOILER is CE certified - category B.



PROPULSION

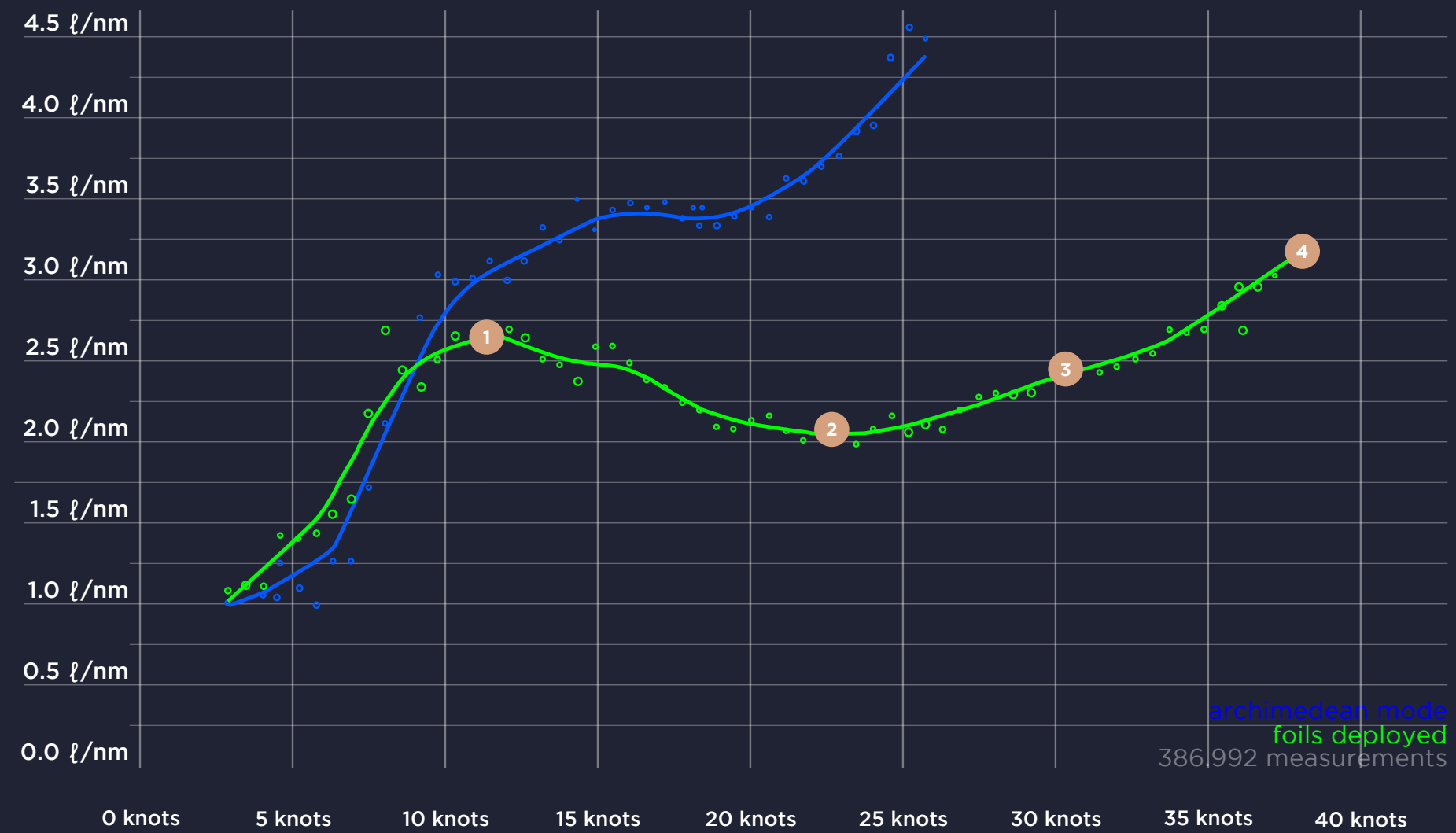
The FOILER uses a 740 hp hydrostatic propulsion system.

The on-board engines power the FOILER's torpedoes allowing it to effortlessly exceed 40 knots. With its revolutionary foil and torpedo design, the FOILER is 40% more efficient than a regular boat.

DIESEL ENGINES
2x 370 hp







FUEL EFFICIENCY

1

The FOILER starts to fly at 11 knots and fuel consumption decreases with more speed

2

The most fuel efficient speed is at 22 knots only using 2.0 l/nm

3

When foiling at 30 knots the FOILER has the same consumption as a regular boat at 8 knots

4

At 37 knots the consumption of the FOILER is the same as a regular boat at 11 knots



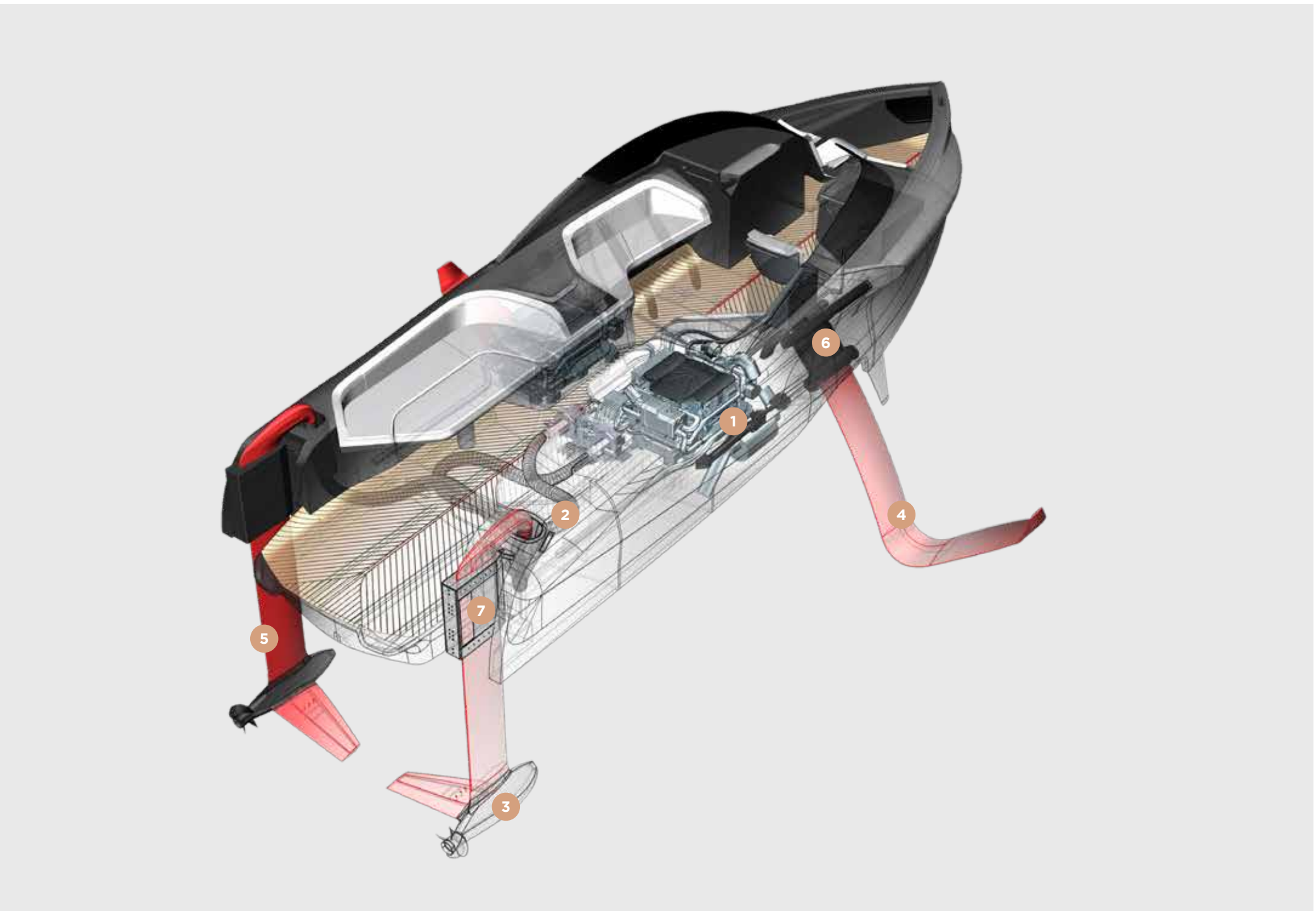


MECHANICS

The two turbo diesel V8 engines (1) drive the hydraulic power train (2), which then, in turn, drives the powerful torpedoes (3).

This professional grade marine propulsion provides power, efficiency and flexibility. It allows the delivery of power to the torpedoes in both Archimedean mode (when the foils are retracted) and in Foiling mode.

- | | |
|--|--|
| 1
Turbo V8
diesel engines | 2
Hydraulic
power pipes |
| 3
Hydraulic
torpedoes | 4
Retractable
foils |
| 5
Retractable
rudders | 6
Hydraulic retractable
foils system |
| 7
Hydraulic retractable
rudders system | |



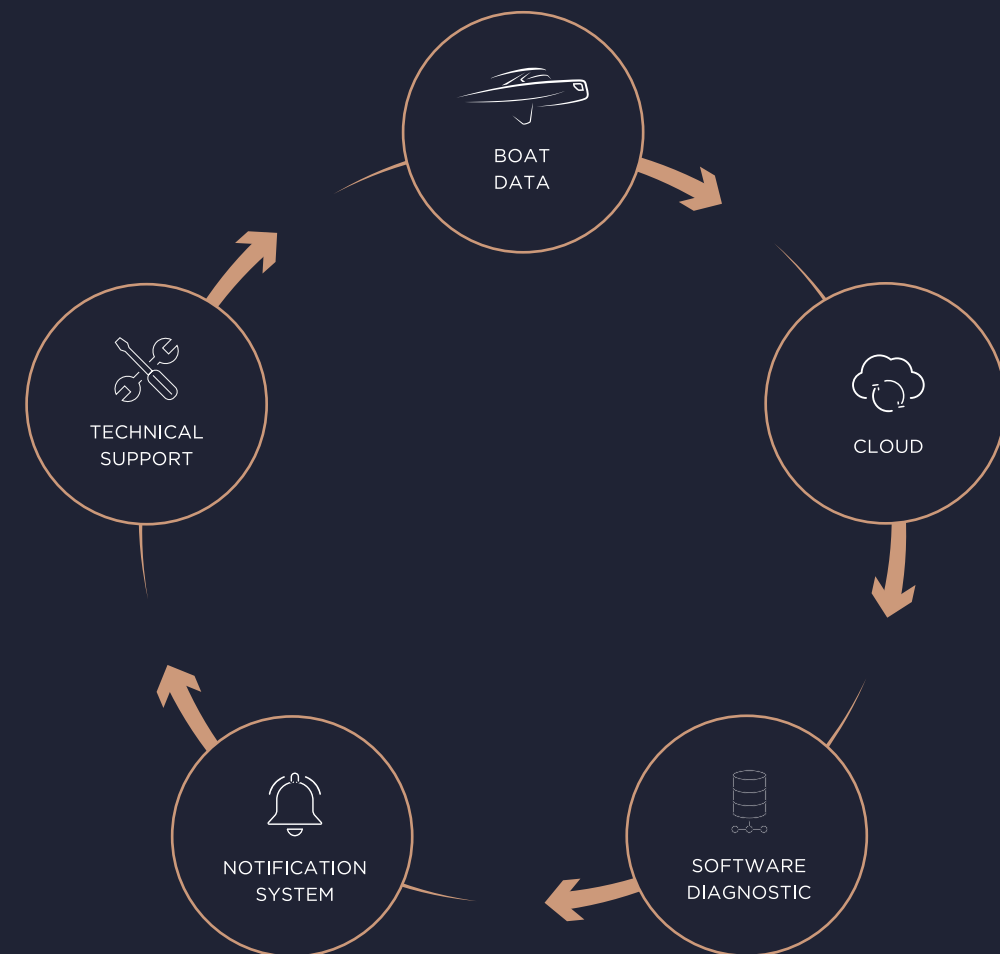


WINGMAN

Wingman is the FOILER's fully integrated management system.

It gives the owner an intuitive and smooth customer experience, as well as full control and monitoring over all aspects of the FOILER.





AFTER SALE SERVICE

Thanks to the Wingman's online connectivity, the owner will receive constant over the air updates for their Foiler. This will bring it new features and constant improvements such as increased fuel efficiency.

The numerous sensors onboard the FOILER all feed to the Wingman system, providing the owner with preventative maintenance, keeping their FOILER healthy while also keeping costs down.

If the user wishes, it can give access for ENATA to monitor their FOILER from the cloud. From there, ENATA can perform a more detailed healthy report, and even fix some potential issues over the air where a technician isn't necessary. The owner can even choose to share recordings of previous sessions if any errors occurred.

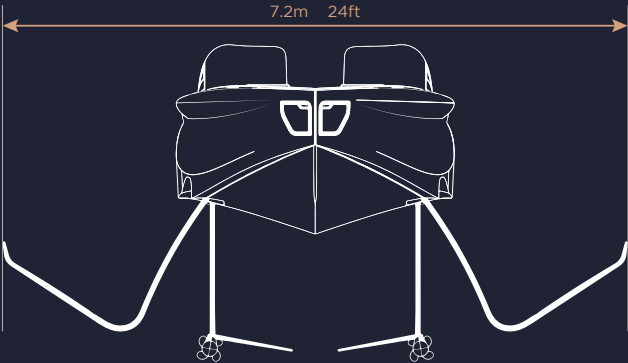
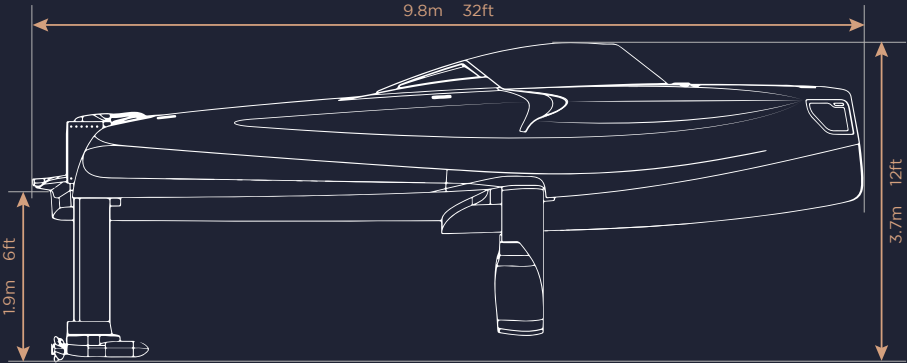






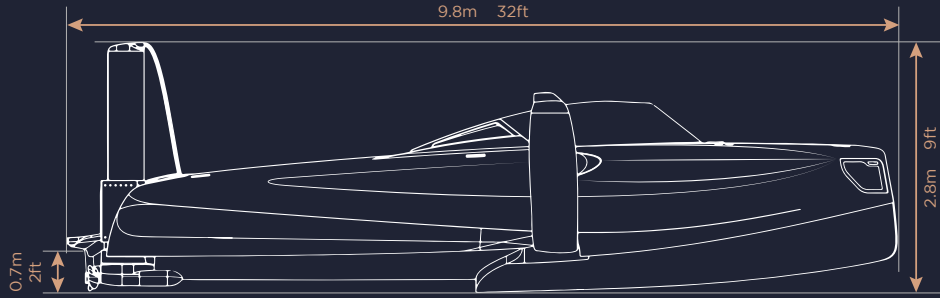
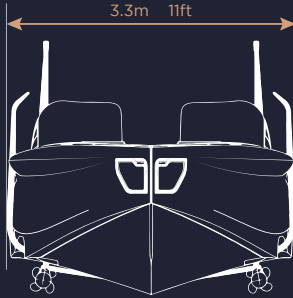
FOILING MODE
DIMENSIONS

WINGSPAN	LENGTH	HEIGHT	DRAFT
7.2 m 24 ft	9.8 m 32 ft	3.7 m 12 ft	1.9 m 6 ft



ARCHIMEDEAN MODE DIMENSIONS

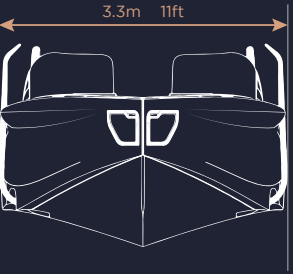
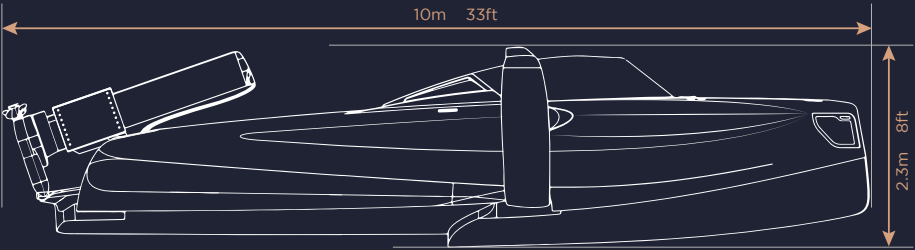
WIDTH	LENGTH	HEIGHT	DRAFT
3.3 m	9.8 m	2.8 m	0.7 m
11 ft	32 ft	9 ft	2 ft





GARAGE MODE
DIMENSIONS

WIDTH	HEIGHT	LENGTH
3.3 m	2.3 m	10 m
11 ft	8 ft	33 ft





CUSTOMISABLE PLATFORM

The FOILER is designed to be a modular platform. This design allows for greater flexibility of the layout and the location of the steering wheel, seating, storage and specialised equipment.

Equipped to the highest standards, offering luxurious features to meet the requirements of the most influential and demanding patrons, FOILER is available in different layouts so that you can build a flying yacht to suit your needs.

Whether you're after family fun, a little (or a lot) of thrill-seeking, or that James Bond appeal, FOILER is a modular platform offering multiple layout options. All layouts include storage facilities, retractable tables, a restroom below the deck and a fridge for added convenience. Choose from the Azure, Venturi or Royale for a personalised platform on which to explore the future of luxury water transport.



VENTURI



azure



ROYALE

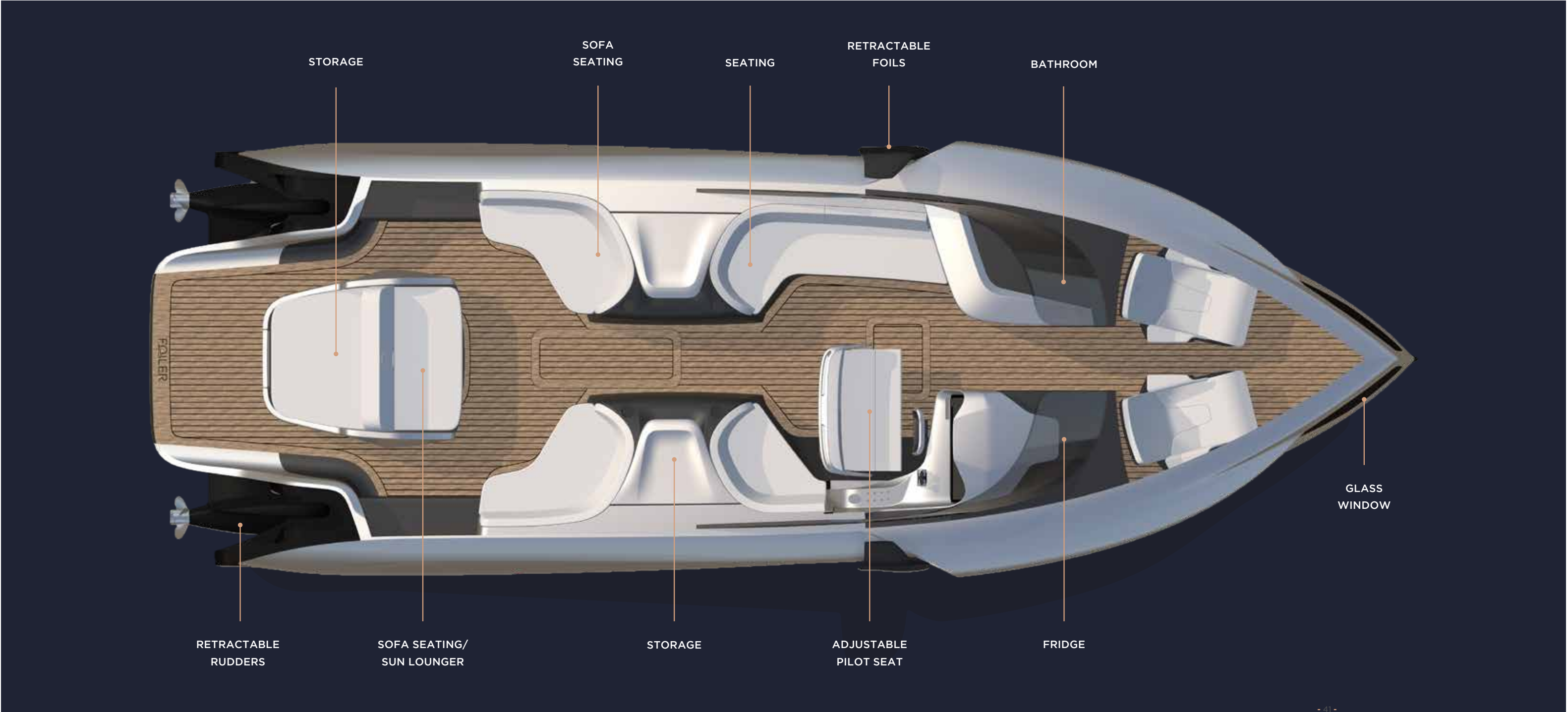


GT



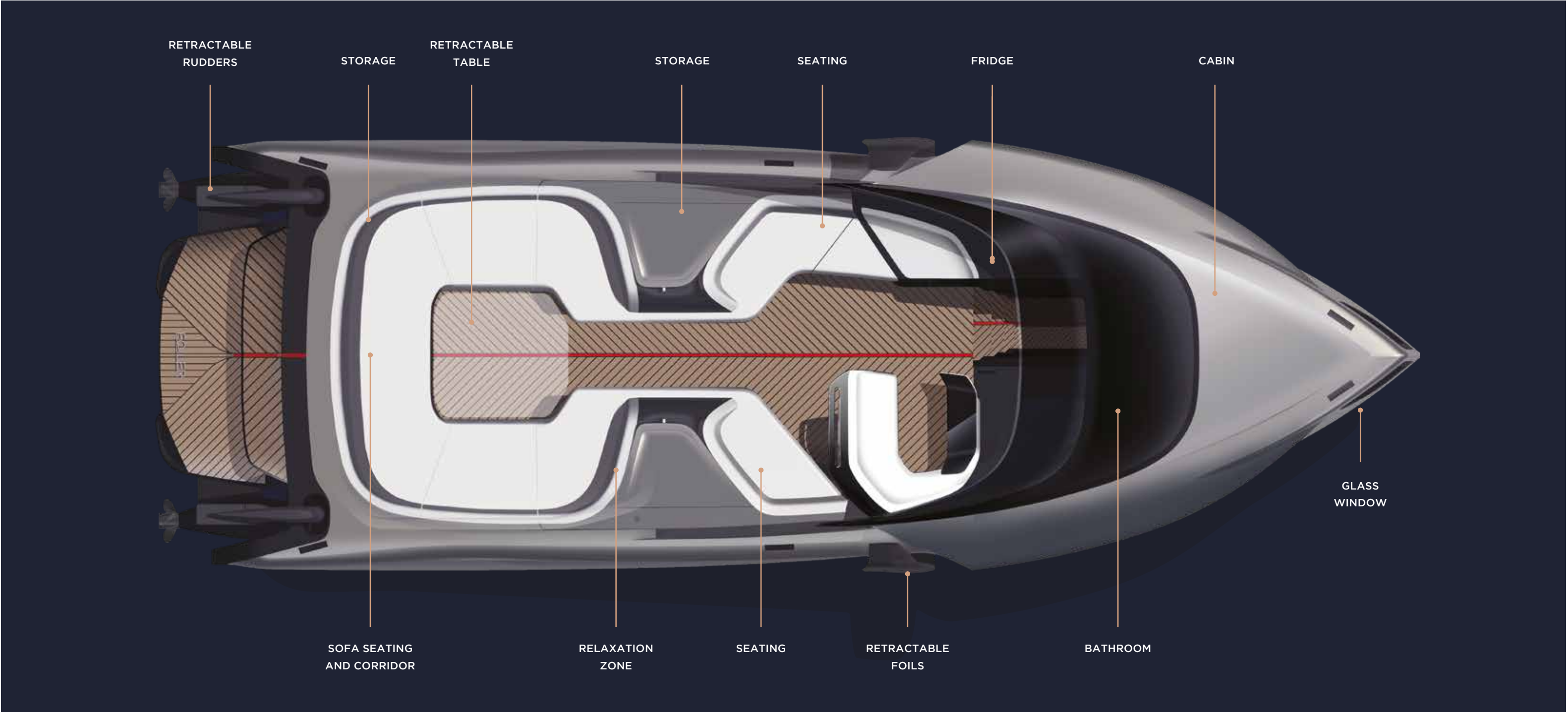
VENTURI

The Venturi layout is for the adventure seekers, sun worshippers and purveyors of fun, who want to spend their days on the water in ultimate comfort with two solarium areas for ultimate lounging. With a large open layout, this platform is the ideal leisure craft on which to explore your favourite bay.



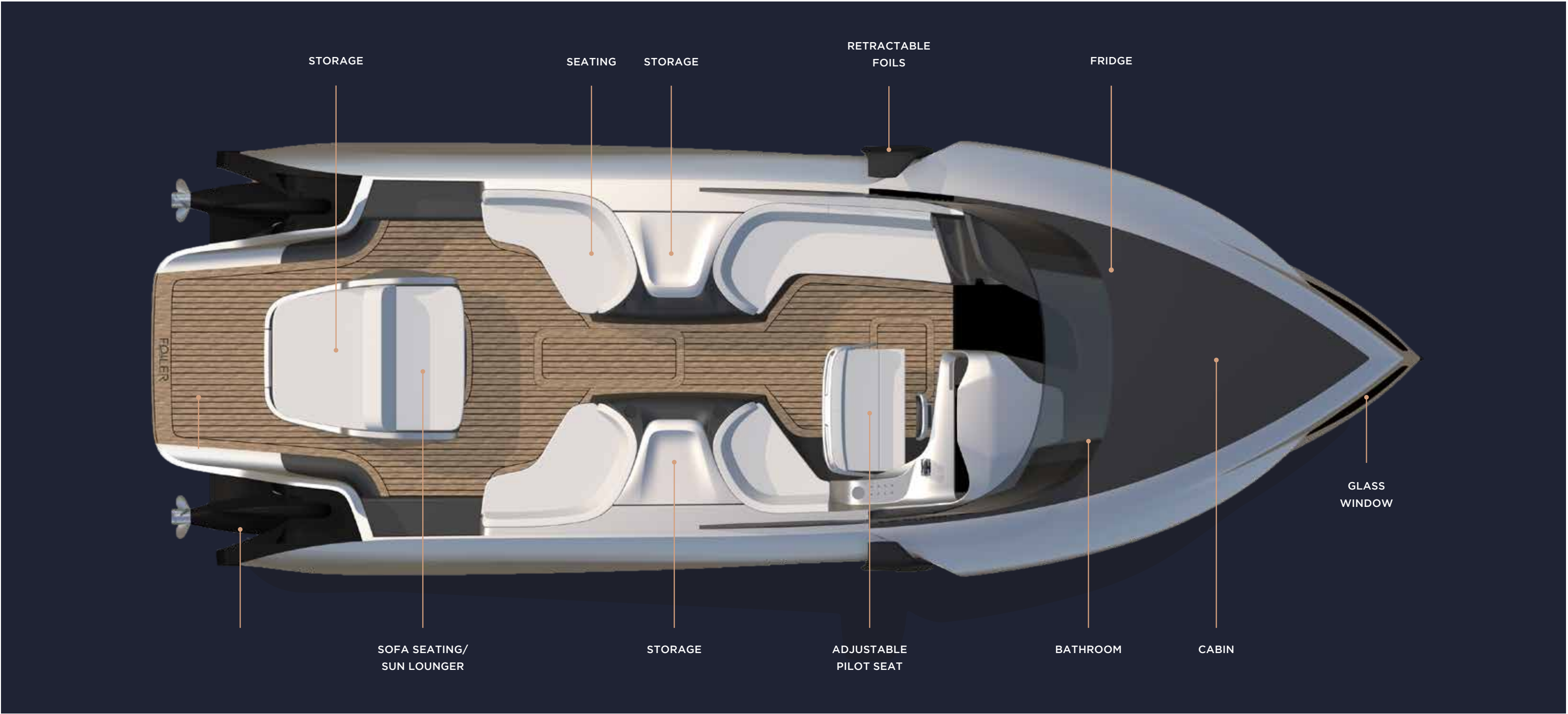
azure

The Azure layout provides generous luxury deck space with a front cabin and a haven of relaxation at the back with extra seating and an enclosed rear. A large solarium areas with plenty of storage, making this platform perfect for enjoying leisurely days and nights of family fun on the water.



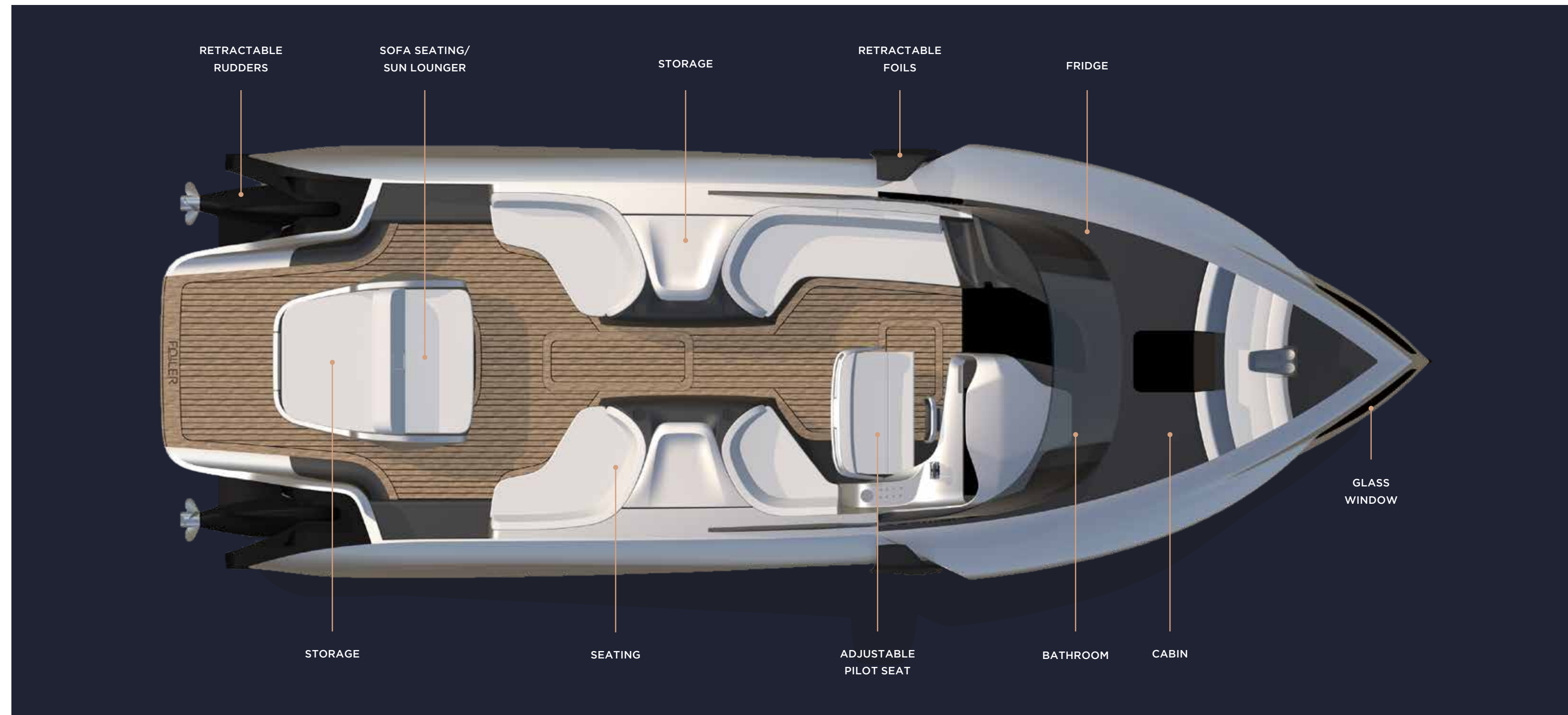
ROYALE

The Royale Cabin layout has a double cockpit seat allowing you to share the piloting experience of the FOILER. The extension of the rear seating has created a stylish lounge, which conveniently lifts to reveal further storage. The inclusion of the air conditioned cabin gives you and your guests a luxurious refuge from the elements, come rain or shine.



GT

The GT layout is the most suitable for those seeking the thrill of a sport model. It features a cabin connected to 2 front seats from which cruising and flying can be easily controlled through a joystick, enhancing the experience while packing in the fun of a front seat view.





CABIN

As standard, the cabin is installed with a fully functioning lavatory and a fridge. The remaining interior of the cabin can be fitted-out based on a customised specification for each owner.

Whether it be a comfortable lounge area for friends and family or a cosy bedroom for longer stays, the FOILER's cabin option offers a luxurious respite for you and your guests.




HARD TOP

To protect you from the sun or the rain, the hard top will allow you to use your FOILER in style in any weather.


Built out of carbon fibre like the rest of the FOILER, it is not only very light, but ridged, elegant and functional. Its wing shaped design minimises the drag and provides additional lift, adding to the overall performance of the FOILER.



GALLERY
INTERIORS



GALLERY
STYLE



GALLERY
POWER



GALLERY
HIGH-LIFE





ENATA GROUP

ENATA is born from the passion of applying high-tech engineering and innovation to sailing, flying, infrastructure and more.

From highly advanced drones to performance boats and cutting-edge architectural techniques, innovation and creation are at the heart of every department.

The ENATA group headquarters and the factory are based in the United Arab Emirates, with research divisions in major think-tank areas such as France and Switzerland. The 7,000 m² high-tech yard hosts our three divisions: ENATA Marine, ENATA Aerospace and ENATA Industries.

ENATA MARINE

The ENATA Marine team focuses on building high-end multi-hulls and foiling boats. It gathers sailing champions, America's Cup engineers along with experienced professionals in production and processes.

The ENATA team provides its hydrodynamics expertise in the execution of the most advanced and high-performing vessels.

contact@foiler.com
+971 6 514 7888

Hamriyah Free Zone
Inner Harbour Plot HD-15
Sharjah, UAE



foiler.com



View the FOILER website
and download the brochure.



2021 Brochure - Edition 01

